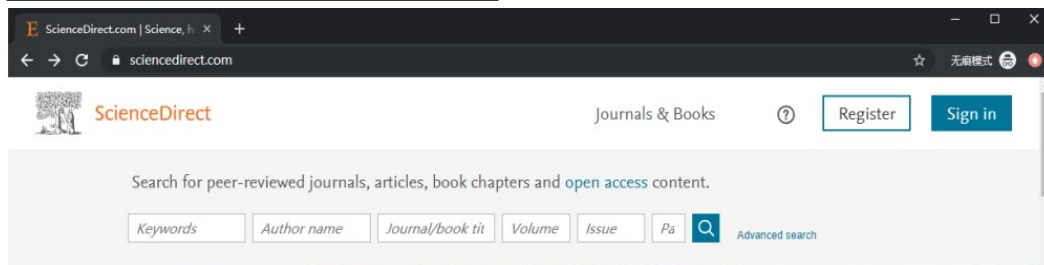
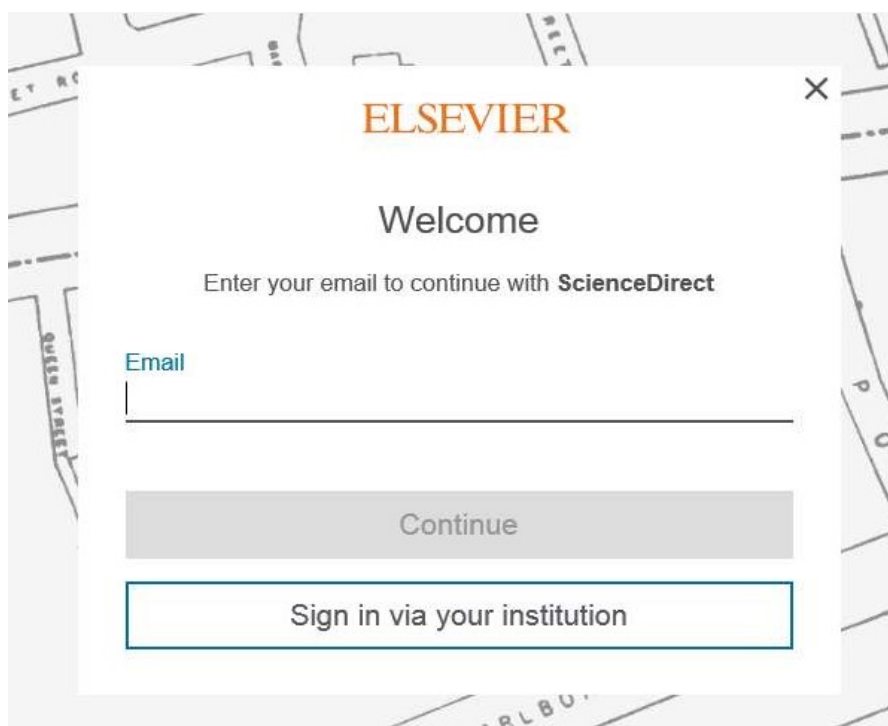


CARSI 用户资源访问流程（Elsevier SD）

1. 使用非校园 IP 地址（如非交大 IP 地址）打开浏览器，输入 <https://www.sciencedirect.com/>。点开右上角图标，选择 sign in,



点击 sign in via your institution



2. 在机构选择页面输入学校英文名称后点击“Continue” 按键，确认无误后点击“通过机构登录”

ELSEVIER

Where are you from?

You may get access to Elsevier services via your organization, university or company.

Enter your work email or organization name to continue.

Institutional email or name of institution

chongqing jiaotong university

重庆交通大学(Chongqing Jiaotong University) (Chongqing Jiaotong University)


重庆大学(CHONGQING UNIVERSITY) (Chongqing University)

西南交通大学(Southwest Jiaotong University) (Southwest Jiaotong University)

Can't find your institution? Refine your search.
Use city or country name to narrow down the results.

Continue

Access through your institution




重庆交通大学
CHONGQING JIAOTONG UNIVERSITY

重庆交通大学(Chongqing Jiaotong University)
(Chongqing Jiaotong University)

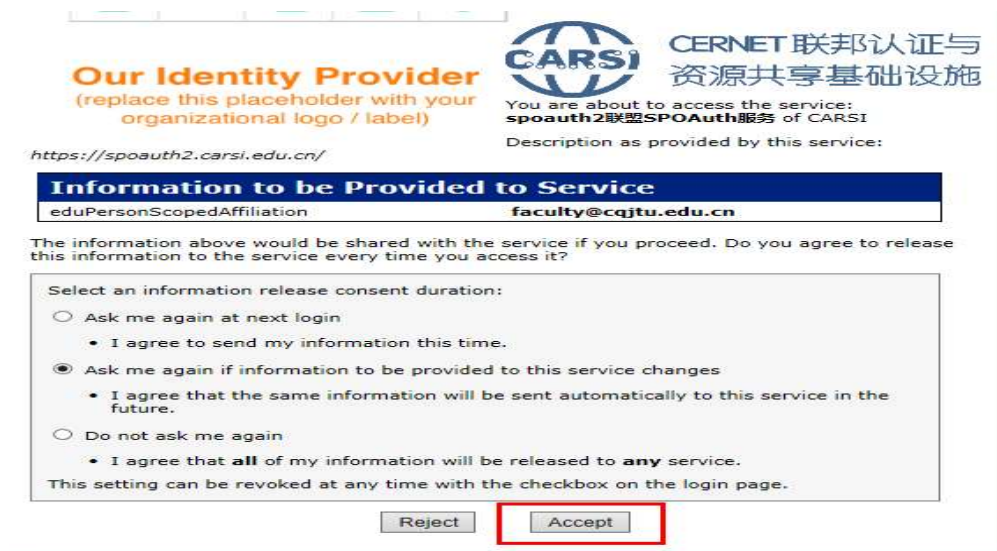
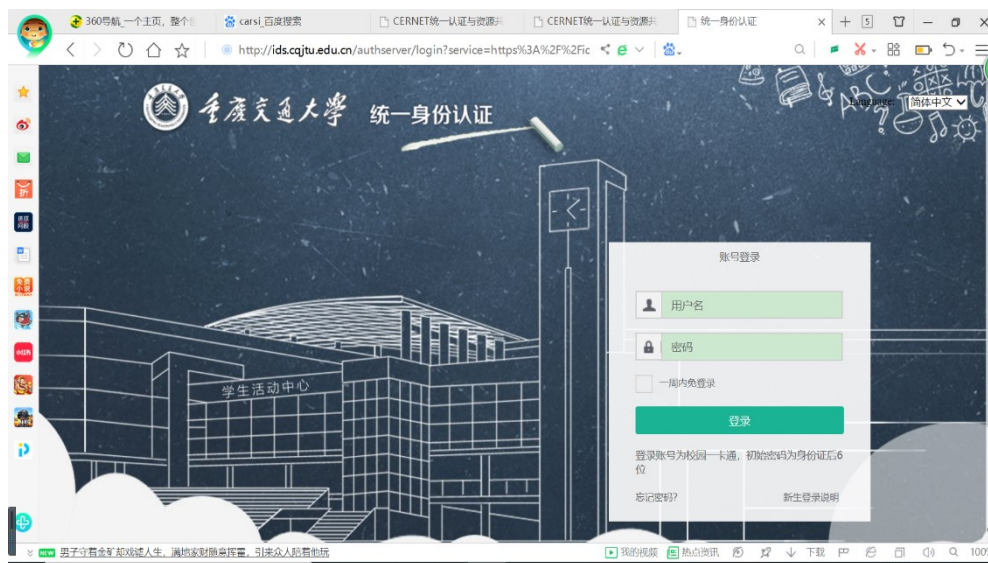
☐ Remember institution with SeamlessAccess

[Learn more about SeamlessAccess](#)

 Access through 重庆交通大学(Chongqi...

Try another way

3.进入学校“统一身份认证”登录页面，验证身份信息



4. 身份验证成功后，自动登录 SD 数据库

